



# B.A.S.I.S.<sup>®</sup> G B.A.S.I.S.<sup>®</sup> V

Stand-Alone Electronic Locks

**STANLEY**<sup>®</sup>  
Security Solutions

TABLE OF CONTENTS		Page	Page
Introduction.....	2	Cylindrical, Mortise, and Exit Trim Electronic Specifications.....	5
Software and Hardware Features .....	2	Cylindrical, Mortise, and Exit Trim Functions .....	6
System Components.....	3	How To Order.....	7
Credentials.....	3	Levers Styles.....	8
Battery Options.....	3	Compatibility Chart.....	8
Cylindrical, Mortise, and Exit Trim Mechanical Specifications .....	4		

**INTRODUCTION**

Standalone B.A.S.I.S.® locking systems are driven by specially designed software which utilizes card reader technology and is integrated into BASIS software. The system integrates with virtually any existing database, and allows unsurpassed capabilities in storing and retrieving access activity data. Standalone B.A.S.I.S.® locks does not require costly wiring, it's easy to manage and offers a broad range of integrated features. Everything about standalone B.A.S.I.S.® locks were designed to think...so you don't have to. The world of access control has become increasingly complex. This is especially true for a campus and residence halls. As higher demands are being made for student safety, there is also a greater need for convenience and efficiency for facility managers. The real genius of standalone B.A.S.I.S.® locks is its ability to address both challenges.



The B.A.S.I.S.® V System is an electronic access control system that can be programmed to meet your facilities access control needs. The system is designed to secure your facility by granting specific access rights to authorized personnel, based on a defined time schedule for each lock in the system. By tracking events at the lock, the system provides information to help you maintain the security of your facility.

B.A.S.I.S.® G is designed specifically for the residence hall application and utilizes pre-programmed ID cards. The expiration date is encoded on cards preventing students from returning to their rooms after the semester has expired significantly reducing the likelihood of unauthorized door access. And because the lock itself is off-line, individual door access changes can be made quickly and conveniently addressing the real life needs of daily operations such as lost cards and/or room changes. Locks do not have to be re-programmed if a card is lost or a student's room changes. Add to this the ease with which B.A.S.I.S.® G integrates into existing systems, and the incredible amount of data that can be tracked and stored.

**SOFTWARE FEATURES**

- Stand-alone B.A.S.I.S.® off-line locks are integrated into Stanley Security Solutions on-line software, eliminating the inefficiencies of having two separate systems.
- Automatic backup reduces the risk of losing data.
- Multiple locations can be networked to conveniently access a single database.
- Complete history of access activity can easily be obtained.
- Stores as many lockset configurations as you have disk space for.
- Operates on a desktop PC, or laptop PC.
- Provides easy-to-use menus and dialog boxes.
- Is password protected.
- Can dynamically integrate with most existing databases with real-time information updates, eliminating the tedious process of re-entering user data.
- Lets you create new lockset configurations by copying and editing existing configurations.
- Term-based software allows for batch updating of data, saving significant and valuable time.
- Open architecture allows ease of upgrading and adding equipment to your system.
- Downloading of history events and the generation of reports.

**HARDWARE FEATURES**

- B.A.S.I.S.® off-line battery powered locks are available in mortise, cylindrical, and exit trim compatible applications.
- Integrated rechargeable back-up battery included with every lock; recharges as main battery is plugged in. This reduces the chances of losing data when the main battery has been disconnected.
- Magnetic stripe and dual validation (magnetic stripe and keypad) readers are available for both B.A.S.I.S.® G and B.A.S.I.S.® V proximity reader is available with B.A.S.I.S.® V only.
- Magnetic stripe and dual validation readers are vandal resistant and can read ISO standard I.D. Cards. Available as track 1, 2 or 3; track 3 is standard on B.A.S.I.S.® G and track 2 is standard on B.A.S.I.S.® V.
- Proximity readers are vandal resistant and can read Motorola/Indala, HID, and IClass card formats.
- B.A.S.I.S.® can allow or record a combination of 5,000 users or transaction history per lockset.
- Weather-resistant for versatile applications; usable in most applications.
- Mechanical override allows for emergency access.
- Key override detection records when a key is used this comes standard on B.A.S.I.S.®.
- Deadbolt sensing is standard with any B.A.S.I.S.® lock that has a deadbolt this prevents access to unauthorized cards when the deadbolt is thrown.
- Component parts are easily replaceable this helps bring maintenance costs down when compared to replacing entire locks.
- Heavy-duty Mechanical platform designed and manufactured for the toughest applications.
- No costly wiring; locks are self contained and battery powered.

## SYSTEM COMPONENTS



**Programming Cable**

**Mag Stripe Encoder**

**USB to Serial Converter**

**Null Modem Adapter**

**Null Modem Cable**

**Flash Drive**

Parts Description		Catalog Number
B.A.S.I.S. Software	Software that lets you define programming settings and the user database for groups of locks, as well as individual locks. The software lets you view and print information about locks at any time.	BAS – SWS – G BAS – SWS – V
Programming Cable	Programming cable allows you to connect to individual locks	BASD – CAB
Magnetic Stripe & Proximity Cards	<b>Magnetic Stripe Cards</b> - A credit-card-size card with a magnetic stripe containing credential information. These cards can be encoded and sent to the user or encoded by the user at their facility. <b>Proximity Card</b> - A Credit-card-sized card with a proximity chip containing credential information.	See below
Magnetic Stripe Encoder	The device that “reads”, “writes” and “erases” information on the magnetic-stripe card. This also includes the software that controls the card encoder. Requires a PC & B.A.S.I.S.® software.	MSR-20633BA
Magnetic Stripe Reader	A battery-powered, self-contained reader electronic lock that uses standard magstripe cards. Controls access to door and can be programmed with B.A.S.I.S.® software.	See page 5
Dual Validation Reader	A battery-powered, self-contained dual validation reader electronic lock that combines standard magnetic stripe and keypad validation. Controls access to door and can be programmed with B.A.S.I.S.® software.	See page 5
Proximity Reader (B.A.S.I.S.® V only)	A battery-powered, self-contained proximity card reader electronic lock that uses standard proximity cards. Controls access to door and can be programmed with B.A.S.I.S.® software.	See page 5
Transport Device	This is a device that connects to the lock unit and sends programming data from a B.A.S.I.S.® system to the lockset or retrieves history data. The transport unit is also a means to provide diagnostic data from the lockset. Software for the transporter device is included in the B.A.S.I.S.® software.	SES-NETBOOK
USB to Serial Converter	This is used to connect the netbook to the null modem adapter gender changer or null modem cable.	SES-USB
Null Modem Adapter	This is used to connect the USB to serial converter to the programming cable.	SES-DB9CON
Null Modem Cable (optional)	This is used to connect the USB to serial converter to the programming cable, using this instead of the null modem adapter gender changer is optional and provides a wire length of 6 feet from lock to transport device as opposed to 2 feet with the Null modem adapter gender changer.	SES-DB9CAB
Flash Drive	2GB flash drive used to transfer data from server to the Transport Device.	SES-MEM

Parts Description	Catalog Number	Parts Description	Catalog Number
<b>Magnetic Stripe cards non-encoded</b>		4 Cell Battery Holder**	C83511 (Standard)
PVC - (Box of 500)	VPA – PVC	4 Cell Shrink Wrapped Battery Pack*	VPD-BB (4SW option)
Polyester - (Box of 500)	VPA – POLY	8 Cell Battery Door***	B62129
PVC (single card)	VPA – PVC – SC	8 Cell Battery Holder**	C83522 (8CE option)
Polyester (single card)	VPA – POLY – SC	8 Cell Shrink Wrapped Battery Pack***	VPD-EXBB
<b>Magnetic Stripe cards encoded</b>		Cleaning Cards (Box of 50)	VPD – CLN
PVC (single card)	VPA – PVC – SCEN	Standard Driver Bit	VPD – T15
Polyester (single card)	VPA – POLY – SCEN		
<b>Proximity cards non-encoded (HID &amp; Indala branded)</b>		*VPD-BB can be used in both legacy one piece inside trim and 2010 or new two pieces inside trim **Ships standard with any lock purchased after 2010, cannot be used with legacy one piece trims or EX units are retrofit kits available for legacy trims. ***Can only be used with one piece legacy trim	
HID® Clam shell (box of 100) HID® branded	1326 – LSS – MV		
Indala® Clam shell (box of 100) Indala® branded	FPCRD – SSSMW – 0000		

## CYLINDRICAL MECHANICAL SPECIFICATIONS

**Materials:** Internal parts are brass, zinc or corrosion-treated steel

**Chassis:** 2 1/16" diameter to fit 2 1/8" diameter hole in door.

**Strike:** Brass, bronze, or stainless steel base material; Standard (STK) 2 3/4" x 1 1/8" x 3/32", ANSI (S3) 4 7/8" x 1 1/4" x 3/32".

Fits standard door frame cut out as specified in ANSI A115.1.

**Backset:** 2 3/4" standard. 3 3/4" and 5" available

**Door thickness:** For doors 1 3/4" - 2 1/4" thick

**Installation:** Lock dimensions requires modified door prep, ANSI A156.2 Series 4000, Grade 1 to mount housing

**Latchbolt:** Throw 3/4"

**Escutcheon:** 10 1/2" x 3 3/8" x 1" sloping down to 3/4"

**Lever handle:** Made from high-quality zinc alloy. Body is approximately 1 5/8" in diameter. Handle is approximately 4 3/4" in length (from center-line of chassis). (Lever #14 and #15 conform to California Titles 19 and 24.)

**Finish:** 605-bright brass, clear coated; 606-satin brass, clear coated; 612-satin bronze, clear coated; 625-bright chromium plated; 626-satin chromium plated; 690\*- dark bronze coated (brass base material)

\* 690 finish will continue as a dark brown appearance over time.

## MORTISE MECHANICAL SPECIFICATIONS

**Case:** 0.095" cold rolled steel, 5 7/8" H x 7/8" D x 4 1/16" W. Steel is zinc dichromate plated for corrosion protection

**Faceplate:** Brass or bronze material, 8" H x 1 1/4" W x 1/16" T. Lock face automatically adjusts to proper bevel during installation

**Strike:** Brass, bronze, or stainless steel base material, 4 7/8" x 1 1/4" x 3/32". Fits standard door frame cut out as specified in ANSI A115.1. Universal (non-handed) strike supplied standard with lock

**Backset:** 2 3/4"

**Door Thickness:** Standard lock configuration designed for doors 1 3/4" thick. Thick door configuration available for doors up to 3" thick (specify thickness when ordering)

**Latchbolt:** Solid stainless steel, 3/4" throw anti-friction. Reversible without opening case.

**Deadbolt:** Stainless steel, 1" throw

**Auxiliary bolt:** Stainless steel, non-handed

**Lever handle:** Brass, bronze, or stainless steel base material. Lever styles #3, #14, and #15 return to a minimum of 1/2" of door surface. Lever 12, 16 and 17 do not return.

**Escutcheon:** 10 1/2" x 3 3/8" x 1" sloping down to 3/4"

**Finishes:** 605 - bright brass, clear coated; 606 - satin brass, clear coated; 611 - bright bronze, clear coated; 612 - satin bronze, clear coated; 613\*- oxidized satin bronze, oil rubbed; 625 - bright chromium plated (brass base material); 626 - satin chromium plated (brass base material); 629 - bright stainless steel; 630 - satin stainless steel; 690\*- dark bronze coated (brass base material)

\* 613 finish is designed to wear over time, providing an "antique" appearance. 690 finish will continue as a dark brown appearance over time.

## EXIT TRIM MECHANICAL SPECIFICATIONS

**Materials:** Internal parts are brass, zinc or corrosion-treated steel

Minimum Stile Width: Mortise and rim locking types 4 3/4" surface and concealed vertical rod locking type 3 3/4"

**Escutcheon:** Dimensions— 11 5/8" x 3 3/8" x 1"

**Lever handle:** Brass or bronze. (Lever #14 and #15 conform to California Titles 19 and 24.)

**Finish:** 606-Satin brass, clear coated; 613\*- oxidized satin bronze, oil rubbed; 626-satin chromium plated; 690\*\*- dark bronze coated (brass base material)

\* 613 finish is designed to wear over time, providing an "antique" appearance.

\*\* 690 finish will continue as a dark brown appearance over time.



## ELECTRONIC SPECIFICATIONS

### SPECIFICATIONS FOR ALL B.A.S.I.S.® READERS

**Primary power:** 4 AA batteries (standard), 8AA batteries for longer life, or 4 cell shrink wrapped battery pack.\*

\* Note: Exit Trim can only use the 4 cell battery pack.

**Memory backup:** Maintains programming and history data while changing the main battery.

Can also maintain programming and history data for 6-7 hours after power loss.\*

\*Two phase battery warning system is given via audible and visual responses reducing the potential for complete power loss.

**User feedback indicators:** Visual and audible

**Serial communications port:** Can be used to program locks individually from laptop or PDA

**Relative humidity:** 10% to 90% non-condensing

**Sealing:** Weatherproof lens and gasket provides protection for outdoor use (Usable in most environmental/exterior applications)

**Compliance:** Compliance to FCC, Canadian, and European EMC requirements; for interference FCC Class A digital apparatus

### MAGNETIC STRIPE READER SPECIFICATIONS

**Bezel size:** 2 5/8" x 3 1/4"

**Bezel Material:** High impact ABS

**Read rate:** 5 inches per second to 50 inches per second

**Card thickness:** ISO standard .030" ± .003 thick



### PROXIMITY READER SPECIFICATIONS B.A.S.I.S. V ONLY (HID, ICLASS, AND MOTOROLA/ INDALA FORMATS)

**Bezel size:** 2 5/8" x 3 1/4"

**Bezel Material:** High impact ABS

**ESD Protection:** 15 Kilovolts

**Reader range:** 0" – 3" from face of reader



### DUAL VALIDATION - COMBINATION KEYPAD AND MAGNETIC STRIPE READER

**Bezel size:** 2 13/16" x 3 1/2"

**Bezel Material:** High impact ABS

**Keypad Material:** Encapsulated elastomer

**ESD Protection:** 15 Kilovolts

**Keypad button operating life:** 1 million cycles

**Read Rate:** 5 inches per second to 50 inches per second

**Card Thickness:** ISO Standard 0.30" ± .003 thick



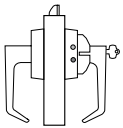
ELECTRONIC

MAGNETIC STRIPE

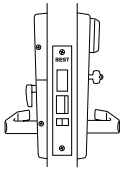
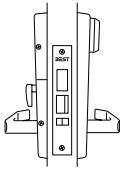
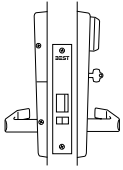
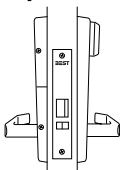
PROXIMITY

DUAL VALIDATION

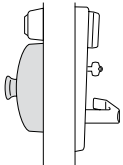
**CYLINDRICAL FUNCTION**

Diagram	Function Code	Mechanical	Electronic
<b>Cylindrical Latch w/key override</b> 	<b>DV</b>	Dead locking latchbolt operated by lever either side, except when outside lever is locked by internal motor drive mechanism; latchbolt is deadlocked.	Internal motor drive mechanism operated by time-activated electronic signal, or presenting valid card/PIN. Green light indicates valid access. Red light and sounder indicate invalid access attempt. Lock records card/PIN number, time, date and type of event.

**MORTISE FUNCTIONS**

<b>Deadbolt w/ key override</b> 	<b>TV</b>	Latchbolt operated by lever either side, except when outside lever is locked by internal motor drive mechanism; latchbolt is retracted by key outside. Deadbolt operated by key outside and turn lever inside. When deadbolt is extended, turning inside lever or electronically unlocked outside lever retracts both deadbolt and latchbolt simultaneously. Auxiliary latch deadlocks latchbolt.	Internal motor drive mechanism operated by electronic signal when presenting valid card. Green light indicates valid access. Red light and sounder indicate invalid access attempt. Lock records card number, time, date and type of event. Electronic sensor recognizes whether deadbolt is retracted or thrown. Lock grants access only to deadbolt-authorized personnel when deadbolt is thrown.
<b>Deadbolt w/o key override</b> 	<b>LV</b>	Latchbolt operated by lever either side, except when outside lever is locked by internal motor drive mechanism. Deadbolt operated by turn lever inside. When deadbolt is extended, turning inside lever or electronically unlocked outside lever retracts both deadbolt and latchbolt simultaneously. Auxiliary latch deadlocks latchbolt.	
<b>Latch w/key override</b> 	<b>DV</b>	Latchbolt operated by lever either side, except when outside lever is locked by internal motor drive mechanism; latchbolt is retracted by key outside. Auxiliary latch deadlocks the latchbolt.	
<b>Latch w/o key override</b> 	<b>NV</b>	Latchbolt operated by lever either side, except when outside lever is locked by internal motor drive mechanism. Auxiliary latch deadlocks the latchbolt.	

**EXIT TRIM FUNCTION**

<b>Latch w/ key override</b> 	<b>EV</b>	Latchbolt operated by outside lever or inside touchbar, except when outside lever is locked by internal motor drive mechanism; latchbolt is retracted by key outside. Deadlocking feature is standard.	Internal motor drive mechanism operated by electronic signal when presenting valid card. Green light indicates valid access. Red light and sounder indicate invalid access attempt. Lock records card number, time, date and type of event.
---	-----------	--	---



**MORTISE LOCK**

45HBV	7	TV	14	MS	626	RH	
Series	Core Housing	Function Code	Lever Style	Trim Style	Finish	Door	Options
<b>B.A.S.I.S. G</b> <b>45HG</b> – mortise  <b>B.A.S.I.S. V</b> <b>45HBV</b> – mortise	<b>0**</b> – keyless <b>7</b> – 7 pin housing; accepts all BEST® cores	<b>DV</b> – latch with key <b>TV</b> – deadbolt with key <b>LV</b> – deadbolt without key <b>NV</b> – latch without key	<b>Levers</b> <b>3</b> – solid tube/w/return Ⓡ <b>12*</b> – solid tube/no return Ⓡ <b>14</b> – curved return Ⓡ <b>15</b> – contour angle return Ⓡ <b>16</b> – curved no return Ⓡ <b>17*</b> – gull wing Ⓡ <b>Knob</b> <b>4</b> – round	<b>DV</b> – dual validation (magstripe and keypad) <b>MS</b> – magnetic stripe <b>DVA</b> – other cylinder <b>MSA</b> – other cylinder  <b>B.A.S.I.S. V Only</b> <b>PH</b> – proximity HID <b>PM</b> – proximity indala <b>PHA</b> – other cylinder <b>PMA</b> – other cylinder	626 630 690 <b>Satin*</b> 606 612 613 <b>Bright*</b> 605 611 625 629	RH RHRB LH LHRB	<b>4SW</b> - 4 Cell Battery <b>8CE*</b> – extended life battery pack <b>P2</b> – philips head screws*** <b>Thick door*</b> – 1 3/4"-3" <b>TAC*</b> – tactile lever <b>7/8" LTC*</b> – flat lip strike  <b>B.A.S.I.S. V Only</b> <b>MWEI</b> – Motorola 26 bit Wiegand <b>H26B</b> – HID 26 bit Wiegand

\* Extra cost option. \*\* Cost deduction. \*\*\*Security head screws are standard

**CYLINDRICAL LOCK**

9KBV3	7	DV	14	MS	STK	626	
Backset	Core Housing	Function Code	Lever Style	Trim Style	Strike Package	Finish	Options
<b>B.A.S.I.S. G</b> <b>9KG3</b> – 2 3/4" cylindrical <b>9KG4</b> – 3 3/4" cylindrical <b>9KG5</b> – 5" cylindrical  <b>B.A.S.I.S. V</b> <b>9KBV3</b> – 2 3/4" cylindrical <b>9KBV4</b> – 3 3/4" cylindrical <b>9KBV5</b> – 5" cylindrical	<b>0</b> – keyless <b>6</b> – 6 pin non-IC cyl. <b>7</b> – 7 pin housing; accepts all BEST® cores	<b>DV</b> – with key	<b>14</b> – curved return Ⓡ <b>15</b> – contour angle return Ⓡ <b>16</b> – curved no return Ⓡ	<b>DV</b> – dual val (magstripe and keypad) <b>MS</b> – magstripe  <b>B.A.S.I.S. V Only</b> <b>PH</b> – proximity HID <b>PM</b> – proximity indala	<b>STK</b> – standard <b>S3</b> – ANSI	626 690 <b>Satin*</b> 606 612 <b>Bright*</b> 605 625	<b>8CE*</b> – extended life battery pack <b>LM</b> – lost motion <b>P2</b> – philips head screws**** <b>TAC*</b> – tactile lever <b>3/4" – 3/4"</b> throw latch <b>7/8" LTC*</b> – flat lip strike <b>Non-IC **</b> <b>OB</b> – zero-bitted, <b>KA</b> – keyed alike, <b>KD</b> – keyed different <b>Non-IC ***</b> <b>COR</b> – Corbin-Russwin, <b>MED</b> – Medeco <b>SAR</b> – Sargent, <b>SCH</b> – Schlage <b>YAL</b> – Yale, <b>SCHRC</b> – Schlage RC  <b>B.A.S.I.S. V Only</b> <b>MWEI</b> – Motorola 26 bit Wiegand <b>H26B</b> – HID 26 bit Wiegand

\*Extra cost option. \*\*Six-pin cylinder in Schlage "C" keyway included with OB, KA, KD options. Must specify "6" for core housing.

\*\*\* Cylinder not included with COR, MED, SAR, SCH, YAL, or SCHRC options. Must specify "0" for core housing.

\*\*\*\*Security head screws are standard

**EXIT TRIM**

EXBV	7	EV	14	MS	626	RHR	PH2	RM	
Series	Core Housing	Function Code	Lever Style	Trim Style	Finish	Door Hand	Manufacturer	Locking Type	Options
<b>B.A.S.I.S. G</b> <b>EXG****</b> – exit trim  <b>B.A.S.I.S. V</b> <b>EXBV****</b> – exit trim	<b>0**</b> – keyless <b>7</b> – 7 pin housing; accepts all BEST® cores	<b>EV</b> – with key** <b>NV</b> – w/ out key	<b>14</b> – curved return Ⓡ <b>15</b> – contour angle return Ⓡ	<b>MS</b> – magstripe <b>DV</b> – dual val (magstripe and keypad)  <b>B.A.S.I.S. V Only</b> <b>PH</b> – proximity HID <b>PM</b> – proximity indala	626 690 <b>Satin*</b> 606 613	RHR LHR	<b>VD9</b> – VonDuprin 98/99 series <b>PH1</b> – Precision hardware 1000 <b>PH2</b> – Precision hardware 2000 <b>SA8</b> – Sargent 8000 series ***	<b>RM</b> – rim*** <b>MO</b> – mortise <b>RD</b> – surface	<b>SH*</b> – security head screws  <b>B.A.S.I.S. V Only</b> <b>MWEI</b> – Motorola 26 bit Wiegand <b>H26B</b> – HID 26 bit Wiegand

\*Extra cost option. \*\*EV function (key override) is not available on PH1000 (all models) Von Duprin mortise type, or Sargent Rim type device. \*\*\* SA8 only available with rim type device. \*\*\*\*Exit trim can only use 4 cell shrink wrapped battery packs

**CYLINDRICAL & MORTISE LEVER STYLES**



**COMPATIBILITY CHART**

Device Type	Von Duprin 98/99	Precision 1000	Precision 2000	Sargent 8800
Rim – w/o key override	98TP, 99TP, 98L, 99L	1105, 1108	2103	8828, 8863, 8866
Mortise – w/o key override	9875TP, 9975TP, 9875L, 9975L	1305, 1308	2303	N/A
Surface Vertical Rod – w/o key override	9827TP, 9927TP, 9827L, 9927L	1205, 1208	2203	N/A
Concealed Vertical Rod – w/o key override	9847TP, 9947TP, 9847L, 9947L	1705, 1708	2703	N/A
Rim – with key override	98TP, 99TP, 98L, 99L	N/A	2103	N/A
Mortise – with key override	N/A	1305, 1308	2303	N/A
Surface Vertical Rod – with key override	9827TP, 9927TP, 9827L, 9927L	N/A	2203	N/A
Concealed Vertical Rod – with key override	9847TP, 9947TP, 9847L, 9947L	N/A	2703	N/A



**Stanley Security Solutions**, a business division of Stanley Black & Decker, is a provider of integrated access control and security solutions for institutional, commercial and industrial businesses and organizations. Stanley Security Solutions delivers a comprehensive suite of security products, software and integrated systems with a strong emphasis on service. Stanley Security Solutions is committed to extending its position as a leading comprehensive resource for a broad and extensive array of solutions that span the entire security spectrum.